


Runva

WINCH INDUSTRIES 1989

COMMERCIAL CATALOGUE



MANUFACTURING
PREMIUM QUALITY
WINCHES FOR **30** YEARS

EXTREME PERFORMANCE
RECOVERY WINCHES



**WINCH
SOLUTIONS
THAT WORK**

**RUNVA
DEDICATED
MANUFACTURING
PLANT**

CONTENTS

ELECTRIC LIFTING SERIES

EH2000 4

ELECTRIC RECOVERY SERIES

11XP PREMIUM-TF 5

EWN17500 6

EWB20000 PREMIUM 7

HYDRAULIC RECOVERY SERIES

HWN10000-I 8


HWN15000-I 9

HWV15000 10

HWP20000Y SERIES 11

ELECTRIC LIFTING SERIES

EH2000



FULL IP67 INGRESS PROTECTION

LIFTING CERTIFIED

RATCHET STYLE BRAKING SYSTEM

SPECIFICATIONS

Rated Lift: 2,000lb (907kg) | **Motor:** Series Wound (12V) 4.6kW/6.1HP ; (24V) 6.5kW/8.2HP

Gear Ratio: 228:1 (full steel gearing) | **Clutch:** N/A | **Cable Type:** Steel Cable 6mm x 14.5m

Mounting Bolt Pattern: 151mm x 114.3mm | **Overall Dimensions:** L467mm x W160mm x H167mm

Winch Body Colour: Black | **Warranty:** 18 month commercial use

INCLUDED WITH THE WINCH

Winch fitted with aircraft grade steel cable; Heavy duty waterproof solenoid fitted inside control box module (600A); Heavy duty 1.8M length battery leads; Heavy duty 60cm length power leads from control box to winch motor; 3.7M Handheld remote; Wireless remote; Power isolator switch with bracket and additional power lead; Safety hook; Mounting bolts

FEATURES

Full IP67 ingress protection; Lifting certified; Ratchet style braking system with automatic load holding in gearbox

ELECTRIC RECOVERY SERIES

11XP PREMIUM-TF



FULL IP67 INGRESS PROTECTION

LIFTING CERTIFIED

AIR CLUTCH AVAILABLE

SPECIFICATIONS

Rated Line Pull: 11,000lb (4,990kg) | **Motor:** Series Wound (12V) 5.0kW/6.7HP; (24V) 6.5kW/8.2HP

Gear Ratio: 228:1 (full steel gearing) | **Clutch:** Stainless steel rotary clutch

Cable Type: Steel Cable 9.2mm x 26m (also available with Synthetic Winch Rope)

Mounting Bolt Pattern: 254mm x 114.3mm | **Overall Dimensions:** L574mm x W160mm x H200mm

Winch Body Colour: Black | **Warranty:** 18 month commercial use

INCLUDED WITH THE WINCH

Winch fitted with aircraft grade steel cable; Stainless steel roller fairlead;

Heavy duty waterproof solenoid fitted inside control box (600A);

Heavy duty 1.8M length battery leads; Heavy duty 60cm length power leads from control box to winch motor;

3.7M Handheld remote; Wireless remote; Power isolator switch with bracket and additional power lead;


Large safety hook; Mounting bolts; Snatch block

FEATURES

Full IP67 ingress protection; Ratchet style braking system with automatic load holding in gearbox; Air clutch available

ELECTRIC RECOVERY SERIES

EWN17500



AUTOMATIC LOAD HOLDING BRAKE

HEAVY DUTY MODEL

SPECIFICATIONS

Rated Line Pull: 17,500lb (7,938kg) | **Motor:** Series Wound (12V) 5.7kW/7.2HP; (24V) 6.0kW/8.0HP

Gear Ratio: 430:1 (full steel gearing) | **Clutch:** Sliding ring gear

Cable Type: Steel Cable 12mm x 26.5m (also available with Synthetic Winch Rope)

Mounting Bolt Pattern: 254mm x 114.3mm; 254mm x 165.1mm

Overall Dimensions: L620mm x W214mm x H250mm | **Winch Body Colour:** Grey

Warranty: 18 month commercial use

INCLUDED WITH THE WINCH


Winch fitted with aircraft grade steel cable; Stainless steel roller fairlead;
Heavy duty waterproof solenoid fitted inside control box (600A); Control box mounting bracket;
Heavy duty 1.8M length battery leads; Heavy duty 60cm length power leads from control box to winch motor;
3.7M Handheld remote; Wireless remote; Power isolator switch with bracket and additional power lead;
Large safety hook; Mounting bolts

FEATURES

Automatic load holding brake; Heavy duty model

ELECTRIC RECOVERY SERIES

EWB2000 PREMIUM



FULL IP67 INGRESS PROTECTION

RATCHET STYLE BRAKING SYSTEM

AIR CLUTCH AVAILABLE

EXTRA HEAVY DUTY MODEL

SPECIFICATIONS

Rated Line Pull: 20,000lb (9,072kg) | **Motor:** Series Wound (12V) 5.5kW/7.4HP; (24V) 6.1kW/8.2HP

Gear Ratio: 370:1 (full steel gearing) | **Clutch:** Stainless steel rotary clutch

Cable Type: Steel Cable 12mm x 26.5m (also available with Synthetic Winch Rope)

Mounting Bolt Pattern: 254mm x 114.3mm; 254mm x 165.1mm

Overall Dimensions: L626.5mm x W214mm x H252mm | **Winch Body Colour:** Grey

Warranty: 18 month commercial use

INCLUDED WITH THE WINCH

Winch fitted with aircraft grade steel cable; Stainless steel roller fairlead;

Heavy duty waterproof solenoid fitted inside control box (600A);

Control box mounting bracket (can mount control box over the motor or drum); Heavy duty 1.8M length battery leads;

Heavy duty 60cm length power leads from control box to winch motor; 3.7M Handheld remote; Wireless remote;

Power isolator switch with bracket and additional power lead; Large safety hook; Mounting bolts


FEATURES

Full IP67 ingress protection; Ratchet style braking system with automatic load holding in gearbox;

Air clutch available; Extra heavy duty model

HYDRAULIC RECOVERY SERIES

HWN10000-I



HYDRAULIC MULTI-DISK BRAKE

FULL IP67 INGRESS PROTECTION

AIR CLUTCH AVAILABLE

SPECIFICATIONS

Rated Line Pull: 10,000lb (4,536kg) | **Motor Displacement:** 65ml/r | **Oil Flow:** 15-45L/min

Pressure: 12.5MPa | **Gear Ratio:** 25.5:1 (full steel gearing) | **Clutch:** Stainless steel rotary clutch

Cable Type: Steel Cable 10.2mm x 25.5m | **Mounting Bolt Pattern:** 254mm x 114.3mm

Overall Dimensions: L566mm x W235mm x H246mm | **Winch Body Colour:** Red

Warranty: 18 month commercial use

INCLUDED WITH THE WINCH

Winch fitted with aircraft grade steel cable; Balance valve with hydraulic brake; Large safety hook; Mounting bolts


FEATURES

Hydraulic multi-disk brake with automatic load holding; IP67; Full accessory kit available as an optional extra which includes a 12V or 24V directional control valve, handheld remote, hose fittings and hoses;

Air clutch available

HYDRAULIC RECOVERY SERIES

HWN15000-I



HYDRAULIC MULTI-DISK BRAKE

FULL IP67 INGRESS PROTECTION

AIR CLUTCH AVAILABLE

SPECIFICATIONS

Rated Line Pull: 15,000lb (6,804kg) | **Motor Displacement:** 80ml/r | **Oil Flow:** 5-60L/min

Pressure: 13MPa | **Gear Ratio:** 33.4:1 (full steel gearing) | **Clutch:** Stainless steel rotary clutch

Cable Type: Steel Cable 12mm x 26.5m | **Mounting Bolt Pattern:** 254mm x 114.3mm

Overall Dimensions: L589mm x W255mm x H262mm | **Winch Body Colour:** Red

Warranty: 18 month commercial use

INCLUDED WITH THE WINCH


Winch fitted with aircraft grade steel cable; Balance valve with hydraulic brake; Large safety hook; Mounting bolts

FEATURES

Hydraulic multi-disk brake with automatic load holding; IP67; Full accessory kit available as an optional extra which includes a 12V or 24V directional control valve, handheld remote, hose fittings and hoses; Air clutch available

HYDRAULIC RECOVERY SERIES

HWV15000



HYDRAULIC MULTI-DISK BRAKE

FULL IP67 INGRESS PROTECTION

AIR CLUTCH AVAILABLE

EUROPEAN STANDARDS

SPECIFICATIONS

Rated Line Pull: 15,000lb (6,804kg) | **Motor Displacement:** 160ml/r | **Oil Flow:** 5-60L/min

Pressure: 16MPa | **Gear Ratio:** 17.3:1 (full steel gearing) | **Clutch:** Stainless steel rotary clutch

Cable Type: Steel Cable 12mm x 26.5m | **Mounting Bolt Pattern:** 303.5mm x 114.3mm; 368.5mm x 171.2mm

Overall Dimensions: L735mm x W300mm x H217mm | **Winch Body Colour:** Red

Warranty: 18 month commercial use

INCLUDED WITH THE WINCH

Winch fitted with aircraft grade steel cable; Balance valve with hydraulic brake; Large safety hook; Mounting bolts


FEATURES

Hydraulic multi-disk brake with automatic load holding; IP67; Full accessory kit available as an optional extra which includes a 12V or 24V directional control valve, handheld remote, hose fittings and hoses;

Air clutch available; Meets European EN standards

HYDRAULIC RECOVERY SERIES

HWP20000Y SERIES



HYDRAULIC MULTI-DISK BRAKE

FULL IP67 INGRESS PROTECTION

OPTIONAL STAINLESS STEEL ROLLER FAIRLEAD

HEAVY DUTY MODEL

SPECIFICATIONS

Rated Line Pull: 20,000lb (9,072kg) | **Motor Displacement:** 100ml/r | **Oil Flow:** 15-75L/min
Pressure: 17.5MPa | **Gear Ratio:** 39:1 (full steel gearing) | **Clutch:** Stainless steel rotary clutch
Cable Type: Steel Cable 14mm x 48m | **Mounting Bolt Pattern:** 341mm x 64mm x 192mm
Overall Dimensions: L821mm x W390mm x H320mm | **Winch Body Colour:** Red
Warranty: 18 month commercial use

INCLUDED WITH THE WINCH

Winch fitted with aircraft grade steel cable; Balance valve with hydraulic brake; Cable tensioner; Large safety hook; Mounting bolts

FEATURES

Hydraulic multi-disk brake with automatic load holding; IP67;
Stainless steel roller fairlead available as an optional extra; Heavy duty model

VARIATIONS: (SPECIFICATIONS VARY FROM MODEL TO MODEL)

HWP20000YP - Two speed model with manual clutch
HWP20000Y1P - Single speed with air clutch
HWP20000Y2P - Single speed with manual clutch (specifications listed above)
HWP20000Y3P - Two speed with air clutch



RUNVAWINCH.COM.AU
1800 451 178